

3.50 mm. SINGLE ROW ULTRA POWER HOUS.



3530 SERIES. 3.50 mm. (0.138") pitch. Receptacle housing.

General Features

- Available in 2 through 8 circuits
- Mates with 3,50 mm pitch 3530 crimp housing and 3,50 mm pin header 3531 and 3532 series
- Polarised with positive locking system and polarising key A or B. Allows wire to PCB connections
- Use crimp terminal 3534 and 3536 series
- Applicable panel thickness: 0.80 to 2.0 mm
- Accept terminal retainer P/N: **3530-0XXX**

Materials

- Insulator: PA 4T UL 94 V-0
- Operating temperature: -40°C to +105°C
- RoHS compliant

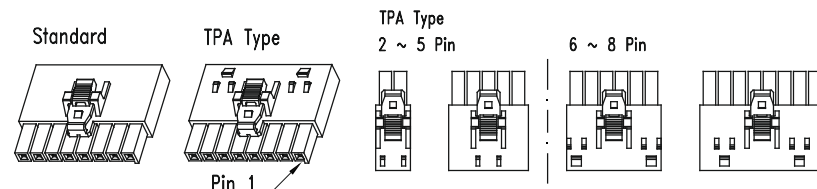
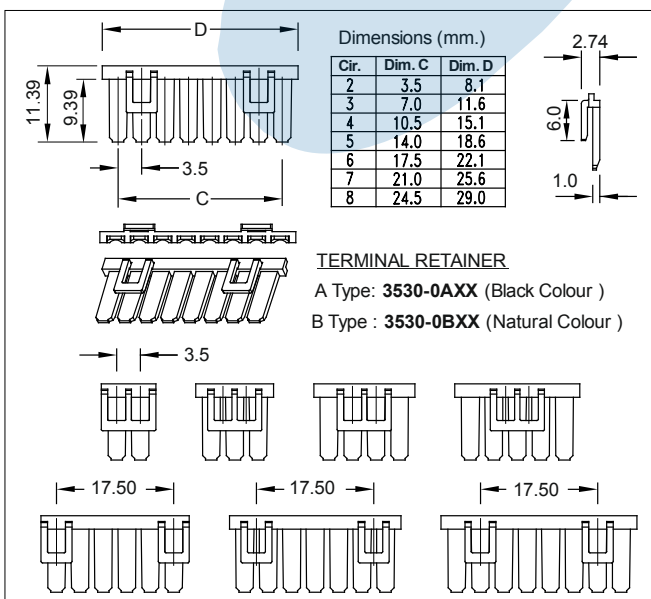
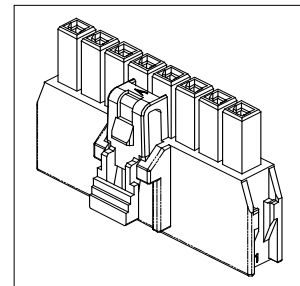
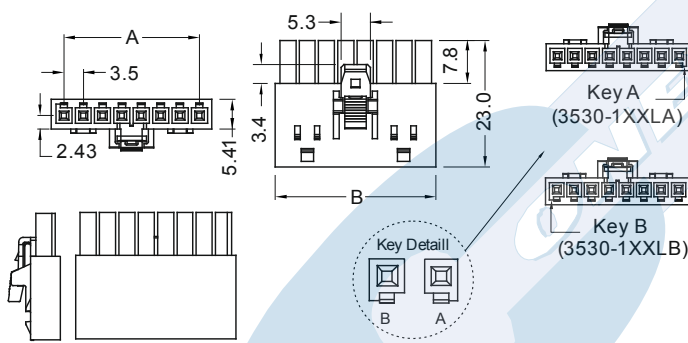
Electrical Features

- Voltage rating: < 400V
- Current rating: < 14 A. for 16 AWG 2 ways
< 8 A for others ways
- Contact resistance: < 10 mΩ
- Dielectric withstanding voltage: 1800 V AC/minute
- Insulation resistance: >1000 MΩ

Mechanical Features

- Contact retention force to the housing: < 3.00 Kgf
- Insertion force to header: < 0.70 Kgf/pin
- Withdrawal force from header: < 0.15 Kgf/pin
- Durability: 25 cycles

Dimensional Information



Ordering Information:

3530 - 1- XX- L- P
1 2 3 4

1. Connector Series

2. (XX) Number of circuits

- Available in 2 through 8 circuits

3. (L) Fixing Options

- L = 1. Standard Type
- L = 2. TPA Type

3. (P) Polarising Options

- P = A. Polarising A Type (Black Colour)
- P = B. Polarising B Type (Natural Colour)

Dimensions: (In mm.)

A = 3.50 x (XX*-1)

B = 3.50 x (XX*+1)

* XX (Number of circuits)